

LOAD BANK KPLB-250



KEYPOWER LOAD BANK:

- * Frequency: 50/60 Hz;
- * Voltage range: AC 110-690V;
- * Duty: Continuous;
- * Cooling system: Industrial grade axle fans;
- * Discharged air direction: horizontal for 100 kw, vertical for larger models;
- * Control power phase: Single-phase, two-wire for 500 kw and below; three-phase, four-wire for larger models.

GENERAL SPECIFICATIONS

	Model	KPLB-250
	Capacity	200kW/250kVA
	Type of load	Resistive & inductive
	Power factor	0-1.0
	Duty cycle	Continuous
	Cooling system	Industrial grade axial fan
	Cooling mode	Forced air-cooled
	Airflow	Vertical discharge
	Phase	Available at both single and three phase
	Rated testing voltage	3P3W 110 - 690V
	Rated frequency	50Hz / 60Hz
	Number of fans	4
	Control power input voltage	1P2W 110 - 240V



FREQUENCY



DRY TYPE



FORCED AIR COOLED



SOUNDPROOF

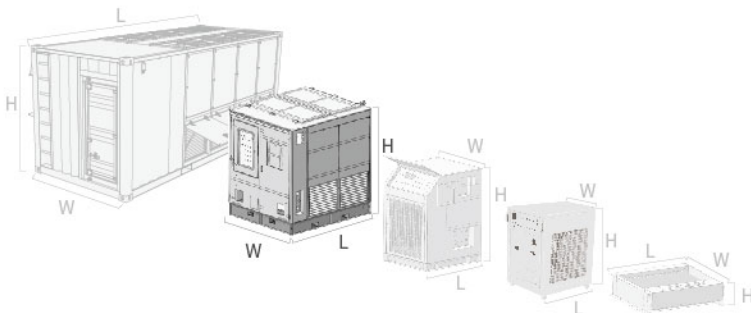


CERTIFICATION



ISO 9001

Dimension and Weight



1500-6000KW

200-1400KW

100KW

50KW

3-10KW

DIMENSION

KPLB-250

	Length (L)	mm	1560
	Width (W)	mm	1310
	Height (H)	mm	1650
	Weight	kg	1600

KEYPOWER has the right to modify any feature without prior notice. Weights and dimensions based on standard products. Illustrations may include optional equipment. Technical data described in this catalogue correspond to the available information at the moment of printing. The illustrations and images are indicative and may not coincide in their entirety with the product. Industrial design under patent.

Technical Specifications

PERFORMANCE PARAMETER	
Ambient Temperature	-10°C ~ +55°C
Relative Humidity	≤98% ventilated environment without explosive or corrosive dust
Altitude	≤3000m above sea level
Wire Connection	Socket / Terminal
Load Tolerance (each step)	±5%
Load Tolerance (overall)	±3%
Enclosure	Canopy type
Parameter measuring accuracy grade	0.5
Noise level	75 dBA @ 1m (Control panel side)
Enclosure protection class	IP 23
Forklift handling	Yes

CONTROL PANEL	
Control mode (Standard)	Local control
Control mode (Optional)	Remote control
Remote control distance	≤100 m
Load step	0-10kW*1, 10kW*3, 20kW*3, 50kW*2 (non-intelligent type) 0-10kW*1, 10kW*3, 20kW*3, 50kW*2 (intelligent type)
Load bank protections	Fan failure alarm / Overload alarm / Overvoltage alarm / Overheating alarm
Multi functions display	voltage, current, load power, reactive power, apparent power, power factor, frequency etc.
One-step load/unload	Yes
Emergency stop	Yes
Phase sequence indicator	Yes

Optional Items for Load Bank:




- Capacitive/Inductive/Resistive load bank with different power factor
- Intelligent control
- Laptop for remote control
- Generator tester
- Multi-voltage
- Water-proof cover for air outlet (200-1400KW)
- Air deflecting duct for containerized load bank
- Space heater
- Cable connector
- Galvanized sheet canopy
- Wheels for < 500KW load bank
- Trailer

RESISTOR FEATURES		304 STAINLESS STEEL RESISTORS
Material	Stainless steel	
Cooling mode	Forced air cooling	
Temperature resistance	500 ~ 600°C	
Load Tolerance	±5%	
Warranty	3 years with unlimited hours	

INDUCTOR FEATURES		INDUCTIVE TYPE
Insulation level	Class H	
Operating temperature	-25 ~ 60°C	
Flame retardant rating	UL94 - V0	
Surface treatment	Conformal coating	
Fastener treatment	Hot-dip galvanized	
Overall treatment	Vacuum impregnation varnish	

Control Panel

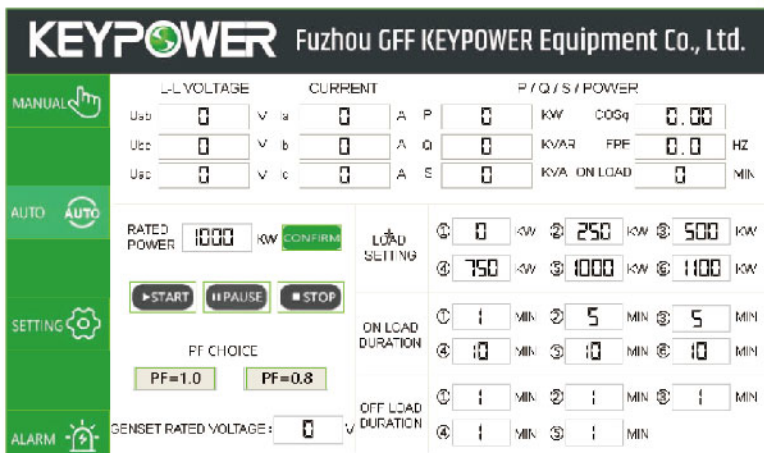


MANUAL CONTROL	FUNCTION
① Turn on / off power source	Tested power source input
② Load input indicator	Indicate U V W load input normal or not
③ Control mode selection	Choose control mode: Local manual control / Touch screen control / Remote control
④ Phase sequence indicator	Indicate phase sequence of tested power right or not
⑤ Multi-function meter	Show testing parameters
⑥ Master load on / off	One step loading / unloading
⑦ Load Steps	Loading / unloading
⑧ Alarm	Load bank protection: Fan failure alarm / Overload alarm / Overvoltage alarm / Overheating alarm
⑨ Emergency stop button	Emergency stop

In addition to all manual control functions, Intelligent/remote control also contains the following functions:

- Touch screen control/remote control
- Auto loading/unloading test
- Data setting

Intelligent control system with **Mitsubishi**[®] PLC



Intelligent Control Interface